



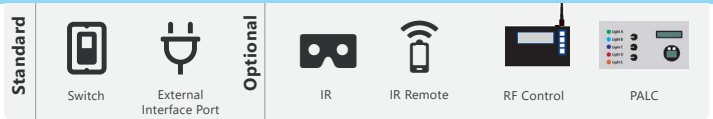
aviationrenewables

SPECS SOLAR RUNWAY LIGHT

The **AV-426** is a next-generation, self-contained solar light specifically designed to survive the harshest environments with minimal ongoing maintenance.

Key Features:

- Solar-powered, Self-Contained
- FAA or ICAO compliant
- Two chassis heights: Compact (C0) or Standard (C1)
- Updated Switch and External Interface Port (Charge Port)
- Optional RF Control via AvMesh® RF Network



Solar-powered, Self-Contained

The robust design of the AV-426 self-contained light ensures up to 12 years of reliable service with minimal ongoing maintenance. It is specifically designed to survive the harshest environments, featuring a Grivory top and base as well as an aluminium internal chassis. The top casting is constructed with an integrated handle that helps with any manual handling of the unit.

FAA or ICAO compliant

The new AV-426 has an all new light head and complies with both FAA and ICAO photometrics, with three step intensities based on regulations.

AvMesh® RF Network

When the AV-426 is used in conjunction with an RF Network (FCC compliant), a number of options are available such as the ability to use visible and IR LEDs fitted to the same light head or certain fixtures based on light groups.

Two chassis heights: Compact or Standard

The solar chassis is available in two heights; Compact or Standard, both of which come with upgraded solar panels and a maximum power point tracker (MPPT) to optimize solar input into the 12Ah (Chassis type C0) or 24Ah (Chassis type C1) battery for longer run time.



Address
533b Chatham St Victoria,
BC Canada, V8T 1E1



Web: www.aviationrenewables.com
Email: arc@aviationrenewables.com
Phone: +1 (250) 590 1272



SPECS SOLAR RUNWAY LIGHT

AV-426

C0

C1

Light Characteristics

Light Source	LED	
Available Colours	Red, Green, White, Yellow, Blue, Bi-directional Combinations, IR	
Intensity Adjustments	FAA: Low (10%), Medium (30%), High (100%), ICAO: Low (20%), Medium (40%), High (100%)	
Operating time at maximum intensity	56 hours	112 hours
LED Life Expectancy (hours)	> 100,000	

Electrical Characteristics

Circuit Protection	Integrated	
Operating Voltage	12	
Temperature Range	-40 to 55°C	

Solar Characteristics

Solar Module Type	Monocrystalline	
Output (Watts)	20 (4 x 5watt)	28 (4 x 7watt)
Charging Regulation	MPPT	

Power Supply

Battery Type	SLA (Sealed Lead Acid)	
Battery Capacity (Ah)	12	24
Nominal Voltage (V)	12	
Charger	External	
Rated Power	50 W	
Input Voltage	12 VDC	

Radio Controlled

Frequency	2.4GHz ISM Band	
Range	Up to 1.4km relayed	
Expandability	AvMesh®	
Compliance	FCC / CE	

Physical Characteristics

Body Material	Composite Polymer - Grivory	
Lens Material	LEXAN® Polycarbonate – UV stabilized	
Lens Diameter (mm/inches)	168 / 6 ¾	
Lens Design	Multi-LED optic	
Mounting	4 hole 200mm bolt pattern	
Height (mm/inches)	406 / 16	503 / 20
Width (mm/inches)	234 / 9.2	
Mass (kg/lbs)	9.1 / 20	14 / 30.85
Service Life	Up to 12 years	

Environmental Standards

Shock	MIL-STD-202G, Test Condition G, Method 213B	
Vibration	MIL-STD202G, Test Condition B, Method 204	
Wind Speed	Up to 160kph / 100mph	
Humidity	0 to 100%, MIL-STD-810F	

Compliance

FAA	FAA AC150/5345-46E, L-861, L-861E	
ICAO	ICAO Annex 14, Vol 1, July 2018	
CE	EN61000-6-4:2012, EN61000-6-2:2019	
Quality Assurance	ISO9001:2015	
Waterproof	IP67	
Trademarks	AVLITE® is a registered trademark of Avlite Systems	

Other

Warranty *	3 year warranty	
Options Available	Radio Control IR LED Output AC Charging	
Terms and Conditions	Please refer to the light installation manual for further specifications. Warranty Terms and Conditions - www.avlite.com	

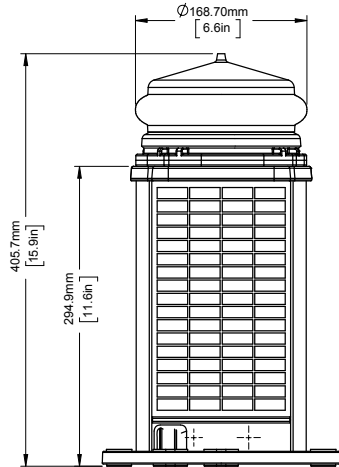


aviationrenewables

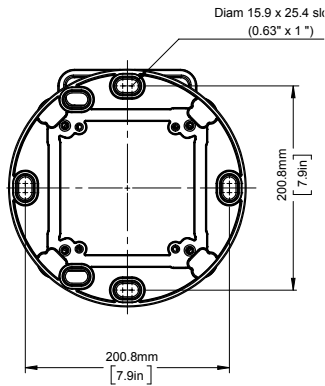
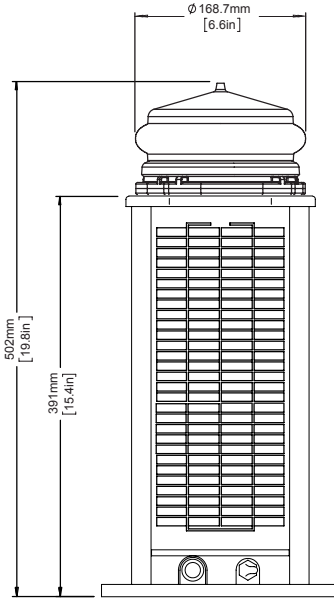
SPECS SOLAR RUNWAY LIGHT

Technical Illustrations

Compact Chassis - C0



Standard Chassis - C1



Ordering This Product

AV-426-[XXXX]-[XX]-[XX]-[XX]-[XX]



1 Product Number

2 Standard

ICAO
861
861E

3 Chassis

C0 Compact Chassis
C1 Standard Chassis

4 Base Colour

YL Yellow
DT Desert Tan

5 LED Configuration

W Omni-directional White
Y Omni-directional Yellow
G Omni-directional Green
R Omni-directional Red
WY Bi-directional White & Yellow
WR Bi-directional White & Red
YR Bi-directional Yellow & Red
GY Bi-directional Green & Yellow
RG Bi-directional Red & Green
GX Uni-directional Green
RX Uni-directional Red
RL REL - 90° Uni-directional, White
OA Omni-directional Approach, White
UA Uni-directional Approach, White
SQ Sequenced Approach, White
B Omni-directional Taxiway, Blue

6 Option Configuration

00 Base build
01 RF
02 IR
03 RF and IR



Want to monitor, maintain, manage and control your assets? [Click here](#)

Address
533b Chatham St Victoria,
BC Canada, V8T 1E1



Web: www.aviationrenewables.com
Email: arc@aviationrenewables.com
Phone: +1 (250) 590 1272