



aviationrenewables

# SPECS PERMANENT LED PAPI



Certification pending to  
FAA AC 150/5345-28H



Buy American  
List



ICAO  
Compliant

The Avlite LED Series 3 PAPI is a highly efficient Precision Approach Path Indicator that uses LEDs as a light-source to reduce maintenance, lower power consumption, and increase reliability, safety and visibility. The light head unit is designed for energy efficiency and is supplied with traditional CCR. The Series 3 is also available with optional marine-grade finishes to withstand prolonged exposure in environments with high humidity and salinity.

## Features

### ■ Patented LED Optics

Innovative optics achieve the industry's lowest power consumption, uniform intensity, and sharpest red/white transition for critically accurate approach slope information to the pilot.

### ■ Field Proven Design

The Avlite LED PAPI was developed by Laser Guidance Inc, a United States designer and manufacturer of high precision aviation lighting products. Now in its 3rd generation, over 100 systems have been deployed globally on all seven continents.

### ■ Permanent or Portable Operations

Available with permanent frangible or temporary mounting legs, the PAPI is designed to support various usage conditions.

### ■ Designed for Commercial or Military Applications

The Avlite LED PAPI is one of the only PAPIs on the market capable of supporting visual and infrared operational states within the same optic. Switchable by ground operators, the visual PAPI allows pilots to identify approach slope information using traditional means of WHITE/RED light or flashing infrared combinations.



### Cost Effective

- Low power consumption
- Low maintenance



### Applications

- Airfield lighting



### Reliable

- No bulbs blown – ever
- Latest LED technology
- No moving parts



### High Performance

- Fully integratable into an Avlite runway system
- Remote control options



### Compliance

- FAA L880/881 AC 150/5345-28H
- Compliant to ICAO, DGAC and UFC standards
- Buy American List



### Optional Add Ons

- Mounting solutions
- Marine grade stainless steel
- External baffles (blinking devices)

## Address

533b Chatham St Victoria,  
BC Canada, V8T 1E1



Web: [www.aviationrenewables.com](http://www.aviationrenewables.com)

Email: [arc@aviationrenewables.com](mailto:arc@aviationrenewables.com)

Phone: +1 (250) 590 1272



aviationrenewables

# SPECS PERMANENT LED PAPI

Electrical Characteristics				
Input Current Range	3 & 5 step 2.8A to 6.6A (100w isolation transformer per LHA)			
Input Frequency	50/60 Hz			
Power Consumption				
ICAO/FAA L-880 (4-Box)	316 VA			
FAA L-881 (2-Box)	158 VA			
ICAO APAPI	77 VA			
Physical Characteristics				
Body Material	Epoxy painted aluminum chassis with aviation orange standard; yellow and other colors available			
Hardware Material	Stainless steel & anodized aluminum			
Lens Design	Optical glass lens			
Mounting	Permanent and portable			
Dimensions (LHA Only)	Height (inches/mm)	Width (inches/mm)	Length (inches/mm)	Weight (lb/kg)
Permanent	Minimum: 22.27 / 566 Supplied: 30.42 / 773 Maximum: 42.67 / 1083	12.75 / 324	26.87 / 682	17.8 / 8.07
Portable	Extended: 19.45 / 494 Collapsed: 14.2 / 360	13.22 / 335	26.47 / 672	25 / 11.34
Environmental Factors				
Temperature	-31 to 131 °F (-35 to +55 °C) - Ambient -67 to 176 °F (-55 to +80 °C) - Storage			
Wind Loading	100 mph (45 m/s)			
Ingress	IP65			
Certifications and Compliance				
CE	EN61000-6-3:2007 EN61000-6-1:2007			
Quality Assurance	ISO 9001:2015			
ICAO	Annex 14 Part 1 PAPI (2 & 4 LHA) & APAPI (2 LHA) Compliant			
FAA	L-880/881 (2 & 4 LHA) AC 150/5345-28H Certified Style B Class I pending (Style A currently FAA Certified)			
UFC	3-535-01 (4 LHA) Compliant			
DGAC	Pending			
Photobiological Safety Standards	Per Table 1 of IEC 62471-2/TR:2009, the SEALITE USA LLC DBA AVLITE SYSTEMS model AV-PAPI Series 3 at the 20cm test distance met the Exempt Group criteria for all hazard categories except for Blue Light Hazard which met the Risk Group 1 criteria.  Per Table 1 of IEC 62471-2/TR:2009, the SEALITE USA LLC DBA AVLITE SYSTEMS model AV-PAPI Series 3 is classified as Risk Group 1.			
Intellectual Property				
Patents	U.S. Patent No. US 9,863,601 B2			
Trademarks	AVLITE® is a registered trademark of Avlite Systems			
Warranty *	Avlite PAPI systems (AV-PAPI) are warranted against mechanical and physical defects in design or manufacture for a period of 12 months from date of installation or 24 months from shipment date; and are warranted against electrical defects in design or manufacture of the LED or LED specific circuitry for a period of 4 years per FAA EB67 (applicable edition).			
Options Available	<ul style="list-style-type: none"><li>• 2.4 GHz, PALC/ARCAL</li><li>• Hardwired control</li><li>• Mounting solutions</li><li>• Marine grade stainless steel</li><li>• External baffles (blinking devices)</li></ul>			

CE • Specifications subject to change or variation without notice. \* Subject to standard terms and conditions.  
 \* FAA 150/5345-28H Certified

## Available Configurations

Model	Size	Mounting	Output	Power	Control
PAPI	Standard 2 LHA	Permanent	Visible	Solar Kit	Wired
	Standard 4 LHA	Portable	Visible / IR	Generator Kit	Wireless
Marine Grade PAPI				Battery Kit	Photocell
				AC CCR	CCR

**Address**  
 533b Chatham St Victoria,  
 BC Canada, V8T 1E1



**Web:** [www.aviationrenewables.com](http://www.aviationrenewables.com)  
**Email:** [arc@aviationrenewables.com](mailto:arc@aviationrenewables.com)  
**Phone:** +1 (250) 590 1272

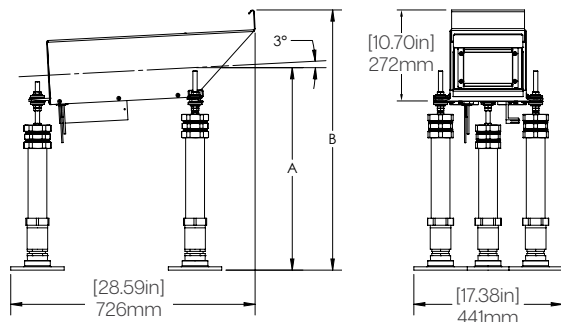


aviationrenewables

# SPECS PERMANENT LED PAPI

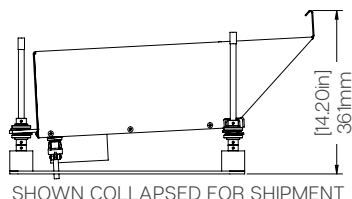
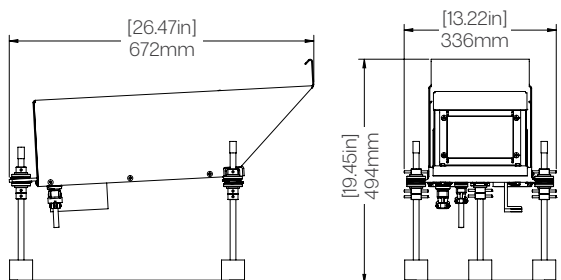
## Technical Illustrations

### Series 3 PAPI with Permanent Mount



	A	B
Minimum (inches/mm)	15.52 / 394	22.27 / 566
Supplied (inches/mm)	23.67 / 601	30.42 / 773
Maximum (inches/mm)	35.92 / 912	42.67 / 1083

### Series 3 PAPI with Portable Mount



## How to Order AV-PAPI Series 3

AV-PAPI - [?] - [??] - 66 - [??]\* - [?]

Product No.:

Standard/Size:

A = ICAO Abbreviated-PAPI 2-LHA

2 = FAA 2-LHA

4 = FAA/ICAO 4-LHA

Mounting:

P0 = Permanent

P1 = Portable

Options:

0 = None

1 = Radiofrequency Control

2 = Infrared Only

3 = Infrared and Radiofrequency Control

4 = Heated Lens

5 = Radiofrequency Control and Heated Lens

6 = Infrared and Heated Lens

7 = Infrared, Radiofrequency Control, and Heated Lens

8 = Tilt Switch

9 = Radiofrequency Control and Tilt Switch

10 = Infrared and Tilt Switch

11 = Infrared, Radiofrequency Control, and Tilt Switch

12 = Heated Lens and Tilt Switch (*Standard FAA Version*)

13 = Radiofrequency Control, Heated Lens, and Tilt Switch

14 = Infrared, Heated Lens, and Tilt Switch

15 = Infrared, Radiofrequency Control, Heated Lens, and Tilt Switch

Color:

0 = FAA Orange

1 = ICAO Yellow

2 = Marine Grade Orange

3 = Marine Grade Yellow

4 = Desert Sand

5 = NATO Green

6 = Marine Grade Desert Sand

7 = Marine Grade NATO Green

\*Note: Multiple/all options are available together.

## Address

533b Chatham St Victoria,  
BC Canada, V8T 1E1



Web: [www.aviationrenewables.com](http://www.aviationrenewables.com)

Email: [arc@aviationrenewables.com](mailto:arc@aviationrenewables.com)

Phone: +1 (250) 590 1272